

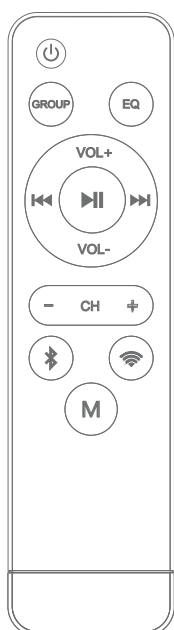
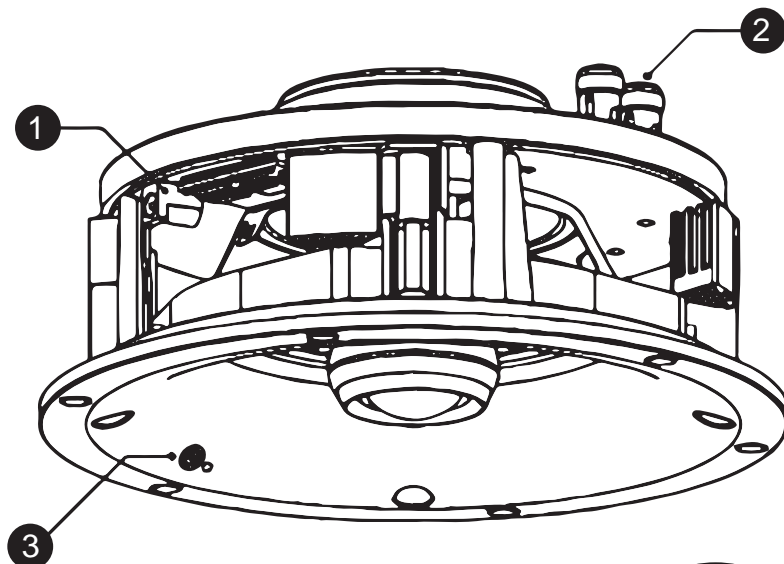


PART NAMES AND FUNCTIONS

1. DC Power Connector For The Adapter
2. Speaker Output Connector For The Passive Speaker
3. Infrared receiver and Status Indicator LED

Notes:

Because the metal ceiling will block the wireless signal, the installation is not recommended on metal ceiling. The top of the head needs at least a weight of more than 5KG, and the thickness of the opening edge is not less than 12mm, otherwise the speaker will not be installed fastening. Cannot be installed directly on the unreinforced drywall ceiling. If the speaker is not on the same AP or router as the phone's WIFI connection, MUZO may not be able to search



Power ON / OFF

Short press to join speaker group

Long press to exit speaker group

Switch EQ Effect

Volume UP

Volume Down

Previous

Play / Pause

Next

Switch UP for the predefined Channel

Switch Down for the predefined Channel

BT

Short press for switch to the BT play mode

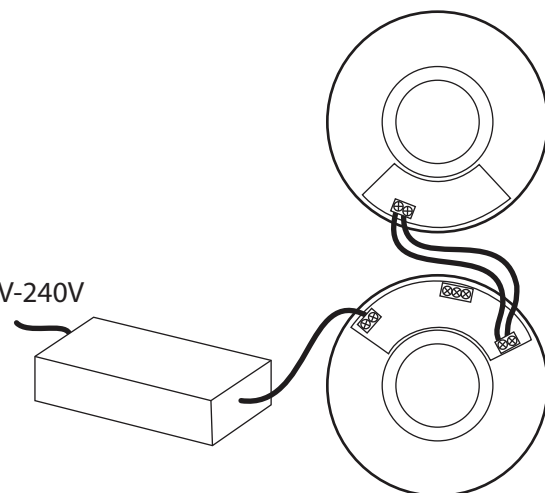
Long press for switch to the BT pair mode

Short press for connect the speaker to the WIFI

Long press for restore to the factory settings

Switch between BT and WIFI

AC110V-240V



Use the included power supply to feed the active device

DOWNLOAD AND INSTALL MUZO PLAYER APP

Download the Muzo Player app via Apple store or Google play.



MUZO Player Apple Store



MUZO Player Google Play

POWER ON THE SPEAKER

Connect the DC adapter to the speakers and connect to 85V ~ 230V AC power, Then turn on power switch. The status indicator LED will be red and blinks fast, after about 10 sec. you will a sound which means the speaker is ready.

CONNECT THE SPEAKER TO WIFI NETWORK

Open the MUZO Palyer APP on your smart phone, the APP will automatically search for speakers. Follow the wizard step by step to complete the speaker settings.

MODEL	PDICWIFIB52	PDICWIFIB62	PDICWIFIB82
Speaker Size	5.25" -inches	6.5" -inches	8.0" -inches
Power Output	240 Watt MAX (120 Watt RMS)	270 Watt MAX (135 Watt RMS)	300 Watt MAX (150 Watt RMS)
Total Speaker Diameter	8.54" –inches (216.9 mm)	9.53" –inches (242.0 mm)	11.06" –inches (280.9 mm)
Cut-Out Diameter	7.08" inches (179.8 mm)	8.07 " inches (204.9 mm)	9.64" inches (244.8 mm)
Total Speaker Depth	4.33" –inches (109.9 mm)	5.25" –inches (133.3 mm)	5.70" –inches (144.7 mm)
Mounting Depth	4.13" inches (104.9 mm)	5" inches (127.0 mm)	5.50" inches (139.7 mm)
Frequency Range	70Hz-20KHz	50Hz-20KHz	40Hz-20KHz
SPL	88 dB	90 dB	92dB
Total Single Speaker Dimensions (L x W x H)	8.54" x 8.54" x 4.33" –inches (Each)	9.53" x 9.53" x 5.25" –inches (Each)	11.06" x 11.06" x 5.70" –inches (Each)

Features:

- Active + Passive Speaker System
- Universal In-Wall / In-Ceiling Mount
- WiFi Wireless Music Streaming Ability
- Connect & Stream Audio via the 'MUZO Player' App
- Bluetooth Wireless Music Streaming
- Quick-Connect Speaker Terminals
- 2-Way Full Range Stereo Sound Reproduction
- Convenient Bass, Treble, Volume Adjustment via Remote Control
- Flush Speaker Placement for Any Flat Surface Mounting
- Environmentally Friendly ABS Construction
- Perfect for Custom Sound Setup Installations
- Used Home & Office Audio Applications

Bluetooth Connectivity:

- Built-in Bluetooth for Wireless Music Streaming
- Simple & Hassle-Free Pairing
- Works with All of Today's Latest Devices (Compatible with Smartphones, Tablets, Laptops, Computers, etc.)
- Bluetooth Version: 4.0
- Bluetooth Network Name: 'PyleUSA'

Technical Specs:

- Bluetooth Wireless Range: 98'+ ft.
- WiFi Wireless Range: 98'+ ft.
- Tweeter Type: 1.0" Silk Dome
- Speaker Cable Length: 16' ft.
- Audio Format Support: AAC LC/LTP, HE-ACCv1, HE-ACCv2, AMR-NB, AMR-WB, FLAC, Mp3, Vorbis, PCM/WAVE, ALAC
- Remote Control Battery Operated, Requires (1) x CR-2025, Button Cell
- Power: 100-240V (DC 19V Power Adapter)
- Sold as: Pair

What's in the Box:

- (1) Active Speaker
- (1) Passive Speaker
- Speaker Cable
- Remote Control
- Power Adaptor Cable

PYLE
PyleUSA.com



VISIT US ONLINE:
Have a question?
Need service or repair?
Want to leave a comment?
PyleUSA.com/ContactUs

PYLE